

LZCT722-10

MEDIUM VOLTAGE ELECTRICAL MEASURING ZCT ZERO SEQUENCE CURRENT TRANSFORMER

LZCT722-10 zero sequence current transformer is suitable for current measurement and microcomputer protection of electrical equipment in 10KV and 35KV AC power system. It is not only widely used in compact fully insulated ring net switch cabinets and load switch cabinet but also cable distribution boxes because of its small size, light weight, open feasibility and convenient. It is very convenient that the transformer can be directly installed at connected output and input cables.

New magnetic material amorphous alloy or permalloy is taken to be the core of the bushing type current transformer, which has high magnetic permeability, low saturation induction density and good stability. Therefore, the measuring accuracy is higher and the instrument security factor is lower. Since the high quality silicon steel sheet metal processed by advanced technology is taken to be the core of the protection windings, the accuracy limit factor will be higher.

The circular ring core and secondary windings are poured by quality epoxies resin or polyurethane or silicon rubber in the fire retardant plastic casing, which has the characteristic of moisture proof, stable performance and dispensing with maintenance. The cable can cross the window type current transformer through its internal poles quickly and uniformly.

All of our current transformers are strictly comply IEC60044-1, IEC 61869-2, NTC 2205, GB1208-2006, GB20840.2-2013, ANSI/IEEE C57.13.

Features

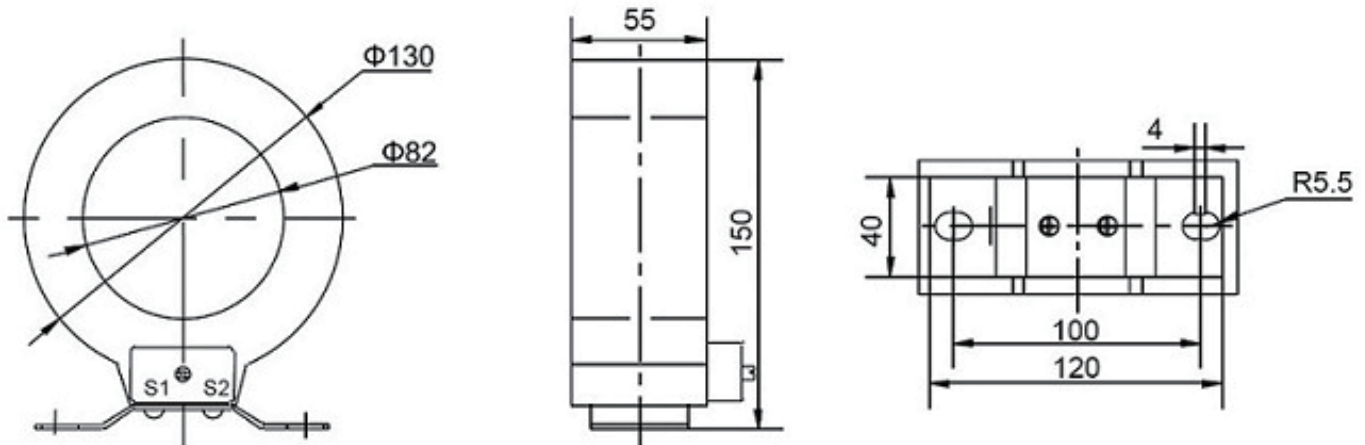
1. Size: $\phi 82 \times \phi 130 \times 55$;
2. Support Dual Ratio;
3. Using life more than 20 years;
4. Holding wire diameter: $\phi 82 \text{mm}$;
5. Measurement range 0-1500A AC;
6. High precision 0.2s, 0.2, 0.5s, 0.5;
7. Easily installation, with mounting bracket ;
8. High magnetic conductivity silicon steel material;
9. Secondary windings are vacuum poured by insulated resin;
10. IEC60044-1; IEC 61869-2; ANSI C57.13; NTC 2205; GB1208-2006;



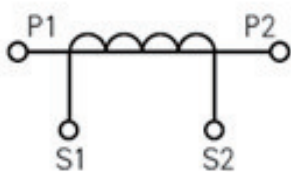
Applications

1. Energy meter;
2. Power Meter;
3. MV switchgears;
4. Distribution boxes;
5. Air switch cabinet;
6. Power Quality meter;
7. Ring network cabinet;
8. Measuring instrument;
9. Protective relay device;
10. Current load monitoring;
11. Low voltage metering system;
12. Distribution power transformer monitor system;

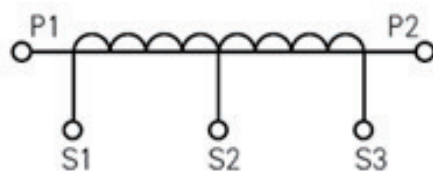
Outline drawing



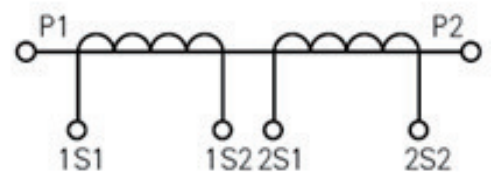
Wiring Diagrams



Single winding



Secondary winding with tap



Double winding

P1, P2 is primary polarity terminal, S1, S2 is secondary polarity terminal.

P2, S2 is homonymous terminals (subtractive polarity).

Parameters

Technical parameters	
Standards	IEC60044-1; IEC 61869-2; NTC 2205; ANSI/IEEE C57.13; GB1206-2006;
Rated primary current	50-1500A
Rated load	≤25VA
Rated frequency	50Hz or 60Hz
Rated secondary current	5A or 1A
Rated short-time thermal current	40kA, 1S
Rated continuous thermal current	120%I _{1n}
Secondary winding power-frequency voltage	3kV, 1min
Instrument security factor	FS≤10
Insulation Class	E
Material	polyurethane +Silicon steel sheets+Enameled wire+ABS
Mechanical parameters	
Dimensions (W×D×H) (mm)	φ82×φ130×55
Jaw cable diameter(mm)	82
Weight (kg)	2.3
Operating conditions	
Operating temperature	-40°C to +70°C
Daily average temp	<+40°C
Storage temperature	-40°C to +70°C
Altitude	<3500 meters
Condition	No existence of severely begrimed, erosive and radioactive gas in the air. Permission of long-term operation under rated current.

Technical Data

Type	LZCT720-10			LZCT720-10			LZCT720-10			
Purpose	Measuring current transformer			Protection current transformer			Double winding current transformer			
Ratio	Accuracy class and rated load(VA)			Accuracy class and rated load(VA)			Composite Accuracy class and rated load(VA)			
I ₁ /I ₂	0.2S	0.2	0.5	10P15	10P10	10P5	0.5	1	10P10	10P5
50/1			2		0.75	2		1.5		0.6
100/1			3.75	1	1.5		2	2.5	0.75	1.5
200/1		2.5	5	1.25	2		3		1	2
300/1	2.5	3.75	5	1.5	2.5		3.75		1.5	3
400/1	3.75	5	7.5	1.5	3		5		1.5	3
500/1	5	7.5	10	2	3.5		5		1.5	3
600/1	7.5	10		2	3.75		7.5		1.5	3
75/5			2.5			2.5				
100/5			3.75			3.75				
200/5		3.75	7.5		2.5	6.25	3.75			2.5

Type	LZCT720-10			LZCT720-10			LZCT720-10			
Purpose	Measuring current transformer			Protection current transformer			Double winding current transformer			
Ratio	Accuracy class and rated load(VA)			Accuracy class and rated load(VA)			Composite Accuracy class and rated load(VA)			
300/5	3.75	5	10	2.5	5		5		2.5	5
400/5	5	7.5	15	2.5	5		7.5		3.75	6.25
500/5	7.5	10	15	3.75	5		7.5		3.75	6.25
600/5	7.5	10	20	3.75	5		10		5	7.5
750/5	7.5	10	20							
800/5	10	15	20							
1000/5	10	15	25							
1200/5	15	15	25							
1500/5	15	15	25							

Selection Guide

Model	Primary rated current	Rated load	Aperture (mm)	Description (mm)	Weight (kg)
LZCK310-10	300-1000A	≤10VA	φ50	φ50 x φ110 x 32	1
LZCK322-10	30-1000A	≤10VA	φ50	φ50 x φ110 x 52	1.6
LZCK350-10	30-1000A	≤25VA	φ50	φ50 x φ110 x 105	3.1
LZCK720-10	30-1000A	≤25VA	φ80	φ80 x φ110 x 50	2.1
LZCK2500-10	30-3000A	≤30VA	φ120, 140, 160	φ120 x φ185 x 100	7
LZCG530-10	30-1000A	≤20VA	φ45	φ45 x φ120 x 65	2.1
LZCG930-10	30-1500A	≤25VA	φ60	φ60 x φ155 x 60	3.6
LZCT722-10	30-1500A	≤10VA	φ82	φ82 x φ130 x 55	2.3
LZCG2500-10	30-3000A	≤30VA	φ120, 140, 160	φ120 x φ185 x 100	7

Ordering Information

Be sure to the type, current ratio, accuracy class, rated load and use of the products when you plan to make a order. Special specifications could be customized. All kinds of different specifications and parameters current transformers can be made according to your needs.